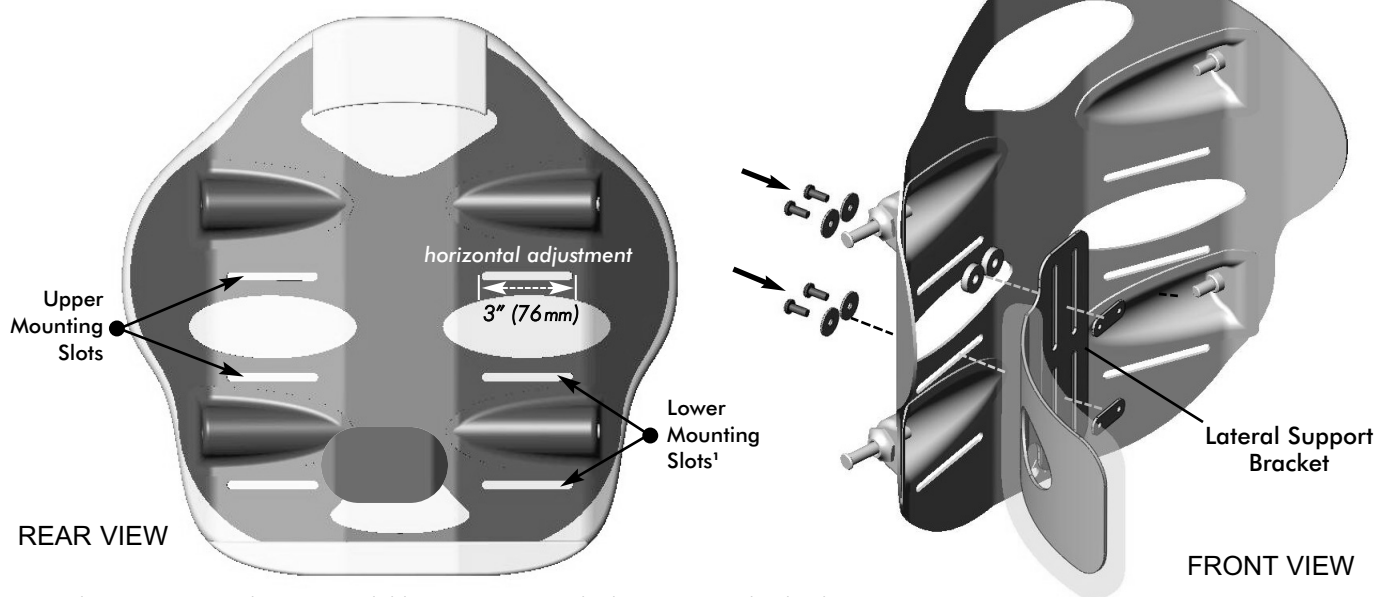


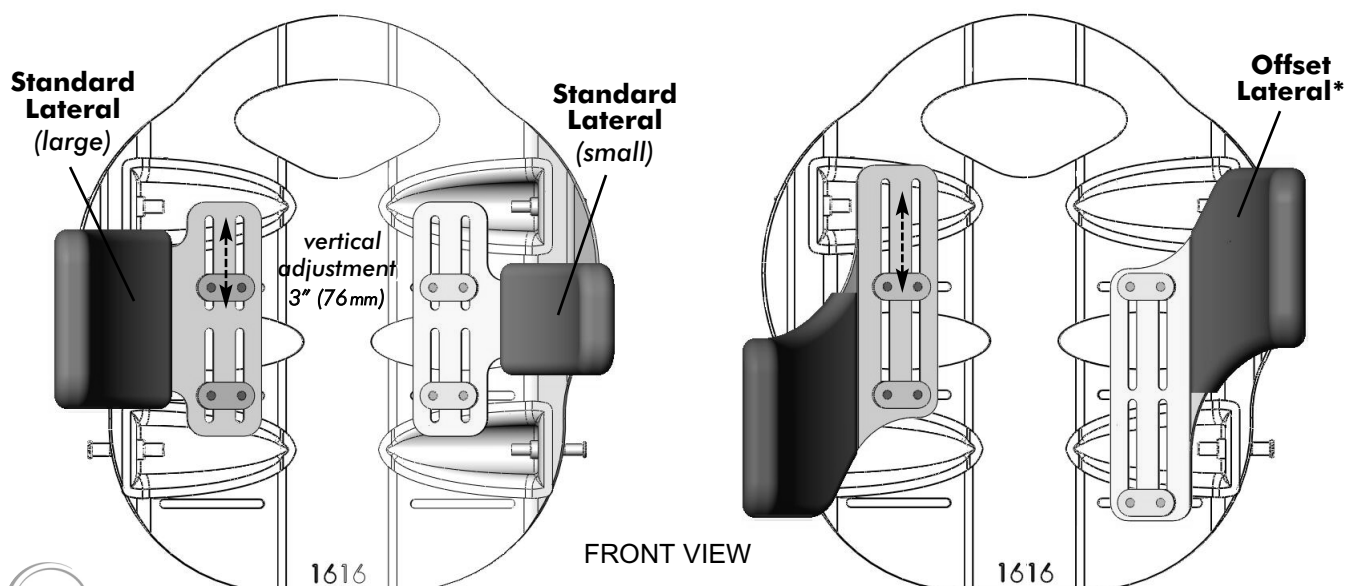
# Fixed Lateral Support Installation Instructions: MaTRx-PB elite

## Instructions for Installing Fixed Lateral Supports (Standard and Offset):

- 1 Pull up the bottom of the cover (release velcro fasteners) to expose the mounting slots/channels in the back pan.
- 2 Determine the desired mounting height/orientation for the lateral pads (*upper or lower mounting slot position*).
- 3 If applicable, carefully bend the lateral support(s) to the desired contour (*prior to installation*).
- 4 Loosely install the lateral supports onto the back pan using the hardware provided. (**Note:** hardware is installed from the outside of the back pan and threaded through the lateral support brackets into the backing plates (x4) -see images below).
- 5 Adjust laterals to the desired position via the mounting slots on the backpan *and* via the slots in the lateral support bracket. Secure each lateral support into place.
- 6 Re-attach the back cover via the velcro fasteners.



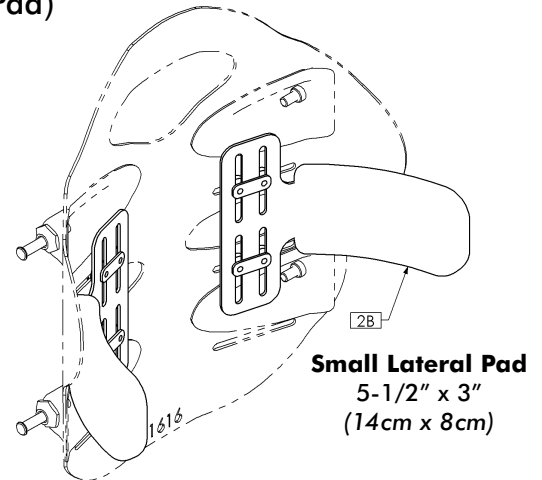
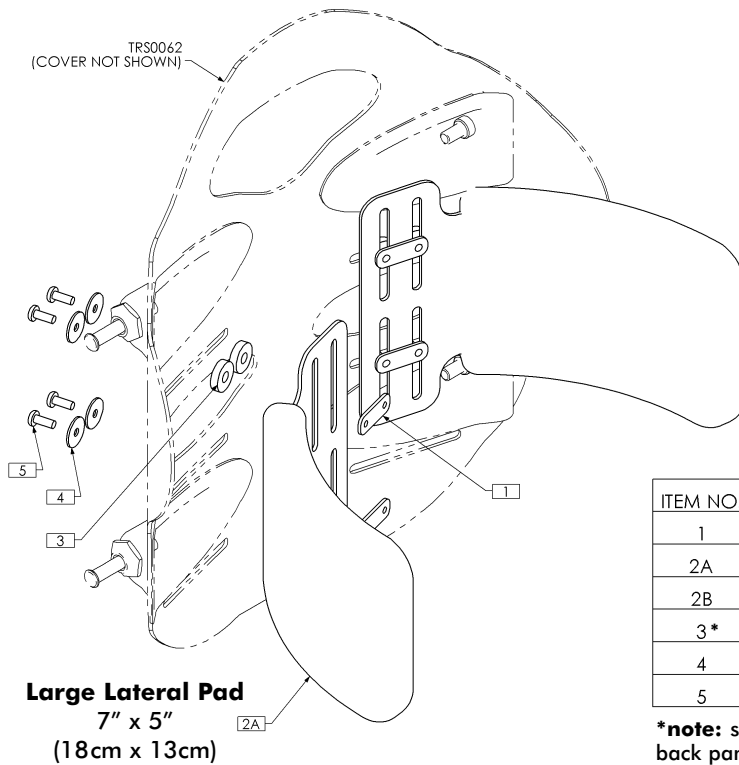
¹Note: lower mounting slots not available on 12" (31cm) high MaTRx-PB elite backs



\*note: offset laterals may be mounted to the back pan in either orientation (as shown) to provide extended support

# Fixed Lateral Support Installation Instructions: MaTRx-PB elite (...cont'd)

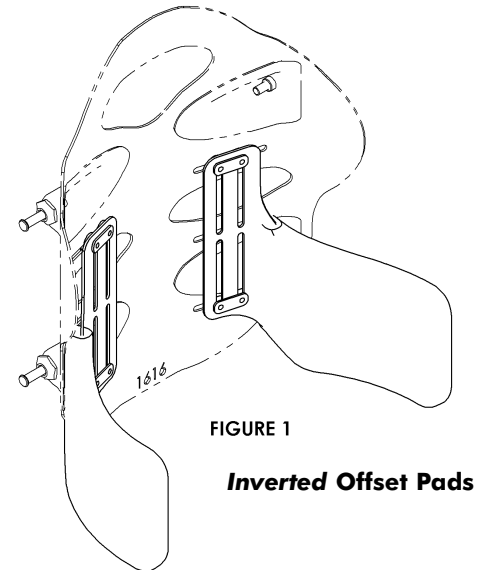
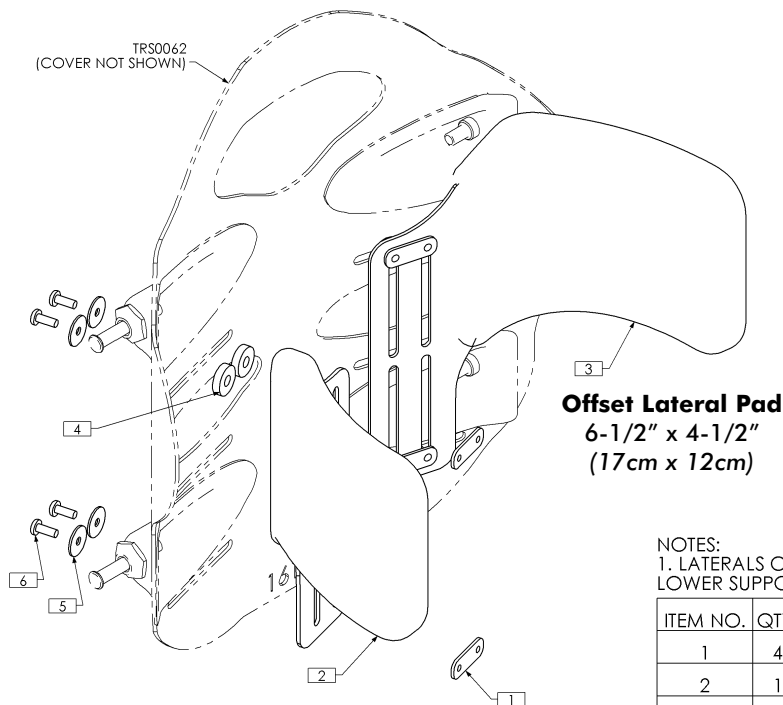
## Standard Lateral Pad Installation (Large and Small Pad)



ITEM NO.	QTY.	PART NO.	DESCRIPTION
1	4	TRX5556	BACKING PLATE
2A	2	TRM0757	LATERAL PAD, 7" x 5", ELITE
2B	2	TRM0758	LATERAL PAD, 5½" x 3", ELITE
3*	8	TRM0775	SPACER, ¼" ID x ¾" OD x 0.188" THK
4	8	TRH0144	3/16" x ¾" OD x 0.050" TH FLAT WASHER
5	8	TRH0464	#10-32 x ½" PAN PHILLIPS MACHINE SCREW

**\*note:** spacers are only required when utilizing the upper slot on the back pan

## Offset Lateral Pad Installation



NOTES:  
1. LATERALS CAN BE MOUNTED UPSIDE DOWN ON OPPOSITE SIDES FOR LOWER SUPPORT - SEE FIGURE 1

ITEM NO.	QTY.	PART NO.	DESCRIPTION
1	4	TRX5556	BACKING PLATE
2	1	TRM0759	OFFSET LATERAL PAD, RIGHT, ELITE
3	1	TRM0760	OFFSET LATERAL PAD, LEFT, ELITE
4*	8	TRM0775	SPACER, ¼" ID x ¾" OD x 0.188" THK
5	8	TRH0144	3/16" x ¾" OD x 0.050" TH FLAT WASHER
6	8	TRH0464	#10-32 x ½" PAN PHILLIPS MACHINE SCREW

**\*note:** spacers are only required when utilizing the upper slot on the back pan