



Simple Stuff Works Pressure Mapping Analysis


The Simple Stuff Works Sleep System is one of the most effective systems on the market for positioning both children and adults in therapeutic, supportive positions for long periods of time. If used correctly it can be very effective in helping to prevent and restore body shape distortion and it is known to make people feel very comfortable and to help them sleep well. It won the Independent Living Design Award in 2011 for Design Innovation and it is now widely used across the UK, Canada, Australia, Norway, Ireland and New Zealand.

Recent pressure mapping investigations astounded us at Simple Stuff Works as 100% of all people who used our system during the trial found a significant reduction in pressure areas across their body. We are proud to have used a full body pressure mapping kit so we can demonstrate how each piece of equipment impacts on the body and how each part plays its individual role in supporting a person as safely and as comfortably as can be.

Each person lay on a standard single bed, with a standard mattress. We then took 'before' images of their pressure points and 'after' images after we positioned them using various pieces of our equipment. Two examples of the results can be seen below. Red markings indicate areas of high pressure and green/blue markings indicate little pressure. Please do not hesitate to contact us for the full report of all the studies, should you be interested in seeing it.


Supine Lying – No Supports...

Significant pressure can be seen going through this male's bottom and heels...



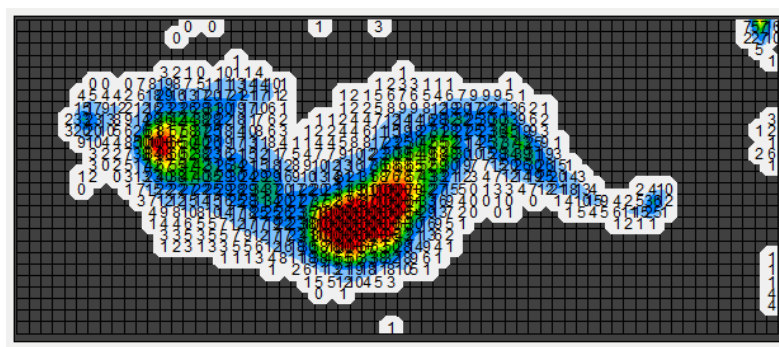
Supine Lying – With Supports...

This male was then positioned with lateral support at their hips and chest with a supine stabilizer. They also had a small pillow to support their calves... the small red patches to the top and bottom of the image are the lateral supports resting on the mattress. The entire body area of this individual is now free from dangerous pressure points.




Side Lying – No Supports...

This side lying position can be seen to cause a great deal of pressure going through the bottom shoulder, hip and leg.



Side Lying – With Supports...

We then took a reading after we put in place the Side Lying Leg Support, 2 medium lateral supports behind the individual's back, a medium wedge at the front of their body, a small lateral support at the front of the bottom leg and a pillow for their head. The red marks at the bottom of the picture are the supports at the person's back resting on the mattress. The result is fantastic.



We were thrilled with the results of our pressure mapping trial and we believe that, with training in its use, our system can be used to support someone safely from both a positioning and a pressure relieving point of view.