

FOAM CUSHIONS



Matrix Vi by Motion Concepts provides skin protection and positioning for users at moderate to high risk of skin breakdown. The triple foam construction targets skin protection to where it is needed most and features improved stability, support and comfort. Available in 12x12 to 28x22.




Matrix PS (Posture Seat) by Motion Concepts is designed to provide superior positioning, stability and comfort. The single layer design features an anatomically contoured shape with a unique waffled ischial relief recess. Available in 10x10 to 28x22.



Matrix Libra by Motion Concepts is specially contoured to provide balance and stability to the pelvis, optimising body function. Includes several wedges/accessories to enhance immersion, correct or accommodate orthopaedic issues, offering positioning and adjustability for unique user needs. Ideal for users at high risk of skin break down. Available in 14x12 to 20x20.



Zero Pressure by Physipro is shaped to reduce pressure on bony prominences and to distribute weight over the entire cushion surface. Ischial ridge prevents pelvis from sliding forward. 2½" thick and made from injection moulded foam and soft memory foam. Includes an abduction insert. Available in 14x14 to 20x20.



Brio by Physipro is an economical cushion for users who require moderate positioning and pressure relief. Designed for stability, to help reduce sliding and shearing. 2½" thick with lateral wedge ¾" each side. Made from urethane foam and memory foam. Lightweight <1kg. Available in 10x10 to 20x20.



Curve by The Comfort Company is a single layered foam cushion that provides users with a quality, yet cost effective option. Made from high density foam and moulded contours to increase the surface area and reduce the potential for skin integrity issues. Available in 10x10 to 20x20.



Embrace Anti-Thrust by The Comfort Company provides anterior pelvic build-up to prevent forward migration. Dual layer foam designed to provide skin protection and positioning for users at moderate to high risk of skin breakdown. Available in 10x10 to 22x20. Mouldable base insert optional.



Embrace Zero Elevation by the Comfort Company allows for greater freedom of movement for standard positioning issues. Dual layer foam designed to provide skin protection and positioning for users at moderate to high risk of skin breakdown. Available in 10x10 to 18x20. Mouldable base insert optional.



Custom Foam Cushions / Customisation is offered when an odd sized or shaped cushion is required. Our off-the-shelf foam and Stimulite cushions can also be customised for purchase.



Cushion Accessories:


- Pelvic Obliquity Kits
- Rigidisers
- Embrace Mouldable Insert
- Incontinence and custom covers
- Shear Comfort Cushion-It (sheepskin overlay)
- Stimulite on Top (honeycomb overlay)
- Stimulite Breathable Sheeting



STIMULITE HONEYCOMB CUSHIONS




Contoured XS by Supracor is a 3½" thick ventilated cushion that features a soft top layer of specially engineered Stimulite honeycomb fused to two bottom layers. Ideal for users with sensitive skin. Available in 14x14 to 20x20.



Classic XS by Supracor is a 2¾" thick ventilated planar cushion designed for users with sensitive skin. Features a soft top layer of specially engineered Stimulite honeycomb fused to two bottom layers. Available in 14x14 to 20x20.




Classic Bariatric by Supracor is a 3" thick ventilated planar cushion designed to provide maximum pressure relief to users over 110kgs. Features two soft layers of flexible Stimulite honeycomb fused to the back of a robust bottom layer. Available in 20x16 to 28x24. 29-35 for purchase only.



Slimline XS by Supracor is a 2¾" thick ventilated cushion designed with a mild contour and low profile for active users with sensitive skin. Features a soft top layer of specially engineered Stimulite honeycomb fused to a bottom layer. Available in 14x16 to 20x20.



Sport by Supracor is a 2" thick ventilated planar cushion designed for athlete's sports chairs and active users. Features a soft layer of specially engineered Stimulite honeycomb fused to a robust bottom layer. Available in 14x16 to 18x18.



Silver by Supracor is a 1½" thick ventilated, low profile planar cushion. Features two layers of specially engineered Stimulite honeycomb and is suitable for people at low risk of pressure sores. Available in 16x16 to 18x18.

XS = Extra Sensitive

AIR CUSHIONS



Starlock 2" & 4" by Star Cushion Products Inc is an innovative air cushion with cells that individually lock to create a personalised seating surface. With no weight limit, the Starlock creates a multitude of zones for unprecedented positioning and stability. Available in 16x16 to 20x20.



Starlock Bariatric by Star Cushion Products Inc is an innovative air cushion that uses individual cell lock technology to create a personalised seating surface. With no weight limit, the Starlock Bariatric creates a multitude of zones for unprecedented positioning and stability for bariatric users. Available in 20x16 to 26x22.



CXR (Coccyx Relief) by Star Cushion Products Inc is an innovative air cushion that is designed for those who require added protection and treatment under the coccyx area. Features a combination of air cells and dual valves for separate adjustment and is ideal for those who have, or are at risk of developing pressure sores. Available in 16x16 to 20x20.



Galaxy by Star Cushion Products Inc is an innovative cushion that combines multi-cellular air technology with a patented contouring design to fit the anatomical form. The detailed contouring features offer several benefits to aid with stability and posture, while greatly enhancing a true therapeutic advantage. Available in 14x14 to 20x20.

BACK SUPPORTS



Matrix Posture Back range by Motion Concepts: This range of back supports provides exceptional comfort, midline support and positioning.

The **Posture Back** has a contour depth of 5" and is available in 14" to 20" to fit 13" to 20" wheelchairs, with height options of 12", 16" and 20". Also comes in a **Heavy Duty** version with a strengthened back shell and hardware to support bariatric users. Available in 20" to 24" to fit 19" to 25" wheelchairs, with height options of 16" and 20".

The **Posture Back Deep** has a deep contour depth of 7" and is available in 16" to 20" to fit 15" to 21" wheelchairs, with height options of 16" and 20".



Matrix Elite range by Motion Concepts: This range of back supports provides precise orientation within a wheelchair for optimal postural support and features an attractive, lightweight design that is ideal for users with active lifestyles. The **Elite** has a contour depth of 3" and is available in 12" to 20" to fit 11" to 21" wheelchairs, with height options of 10", 12", 16" and 20".

The **Elite Deep Back** has a contour depth of 6" and is available in 14" to 20" to fit 13" to 21" wheelchairs, with height options of 12", 16", 18" or 20" for purchase.



The **Matrix MX1 Back** by Motion Concepts has a contour depth of 3" and combines aesthetic appeal with superior support and function for active users. The three hardware options ensure optimal adjustment for the widest range of applications, while the lightweight carbon fibre shell provides exceptional support and durability. Available in 14" to 18" widths, with height options of 9", 12" and 16".



Acta Relief Back by The Comfort Company: Features flexible, adjustable straps to offset the centre of pressure and better remove pressure points from the spine. Allows for aggressive moulding to the users natural anatomy to support many seating positions ranging from upright seating to a severely rotated back. The Boa reels and closure system allow the back support to be micro-adjustable, secure, customisable and convenient. Available in 16" to 20" widths with height options of 18" or 20".



Stimulite Tension Adjustable Back by Supracor: This 12" high back can be used with fixed frame/rigid wheelchairs and features the specially designed Stimulite honeycomb to circulate air and evaporate moisture while equalising pressure for exceptional comfort and stability. Available in 14" to 20".



Stimulite Lumbar Support by Supracor: Provides firm support, conforming comfortably to the natural curve of the body whilst being seated to improve posture and relieve pressure. The unique perforated honeycomb circulates air and evaporates moisture keeping the body cool and dry. Measures 15"x11". A foam **Moulded Lumbar Support Pad** is also available.



Back Support Accessories:

- Lateral supports
- Headrests
- Mounting hardware
- Fixed space saver hardware
- Split mounting hardware
- Extended mounting pins

Please visit www.c1south.co.nz for detailed information about our products including dimensions